
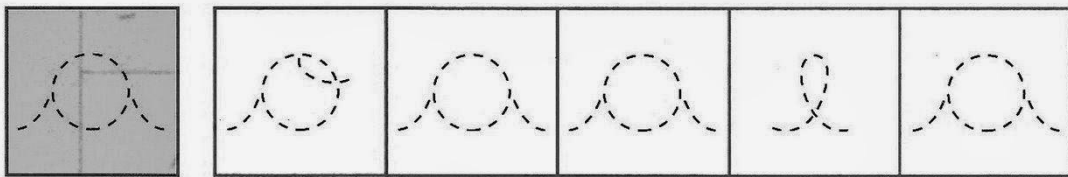
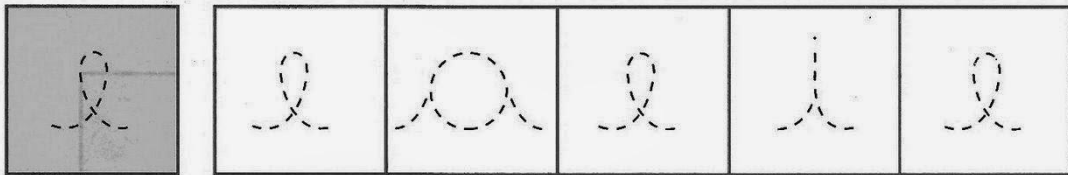
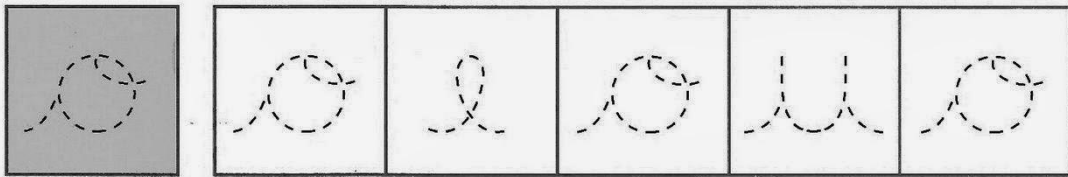
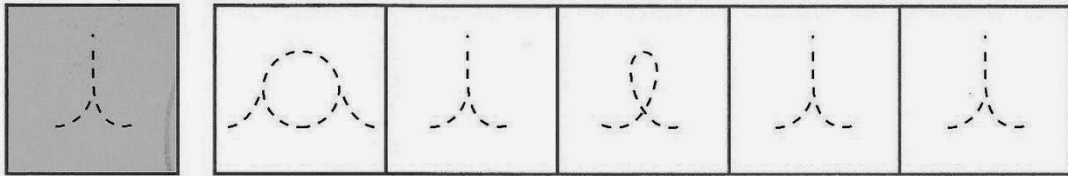


Alfabeto Pontilhado para Colorir

Complete o tracejado e pinte as letras iguais às letras dos modelos.



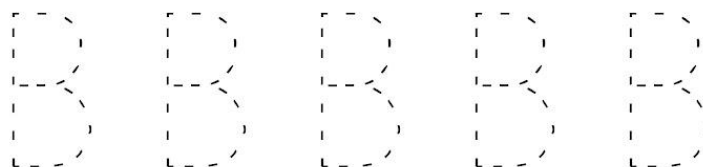
\* TREINANDO AS LETRAS:



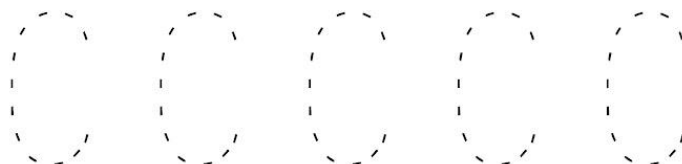
**ANÃO**




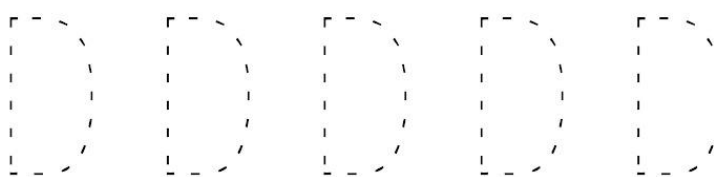
**BONECA**



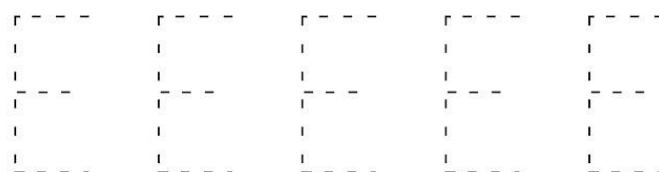
**COLA**



**DEDO**



**ELEFANTE**



A

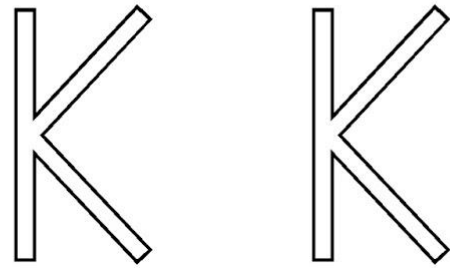
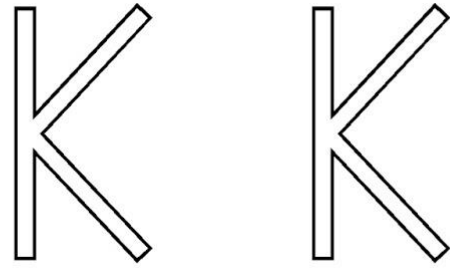

a

A A A A A




A A A

a a a a a

a a a



Meus Trabalhos Pedagógicos





Escola: \_\_\_\_\_

Nome: \_\_\_\_\_

Data: \_\_\_\_\_ Prof: \_\_\_\_\_



CUBRA AS LETRAS MAIÚSCULAS E MINÚSCULAS E DEPOIS REPITA A LETRA MAIÚSCULA NO CÍRCULO E A LETRA MINÚSCULA NO QUADRADO. PINTE O DESENHO E DEIXE TUDO BEM BONITO!

The image shows a central cartoon crocodile with its mouth wide open, as if eating. To its left is a large circle containing a dotted uppercase letter 'J'. Below the circle is a square containing a dotted lowercase letter 'j'. To the right of the crocodile is another large empty circle, and below it is another empty square. This layout is designed for a handwriting practice activity where the student covers the letters, repeats them in the provided shapes, and then colors the crocodile.


VAMOS PRATICAR? CUBRA A LETRA C:




CASA




CAVALO



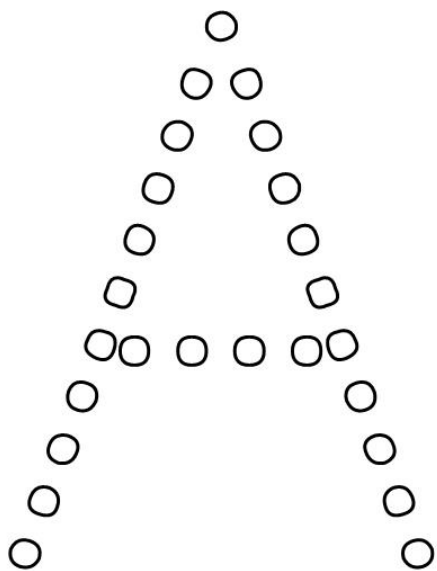


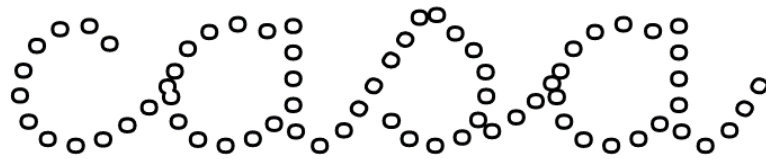
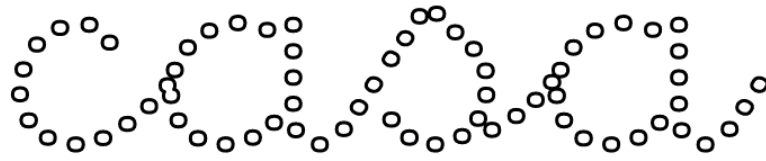
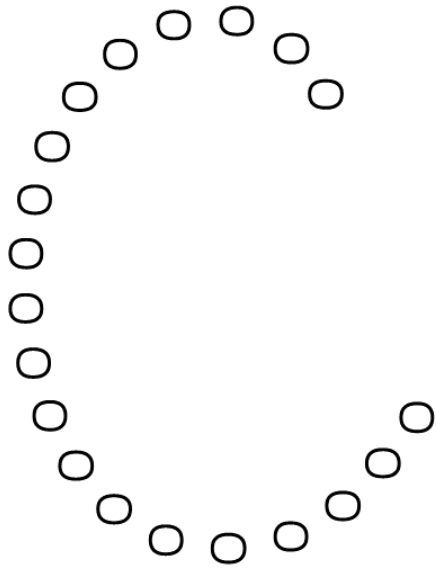
COCO



CANETA









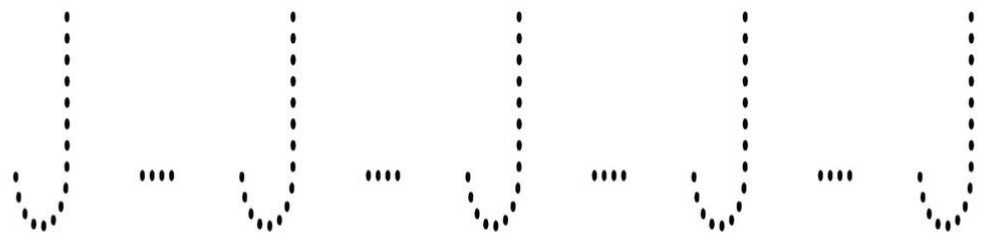




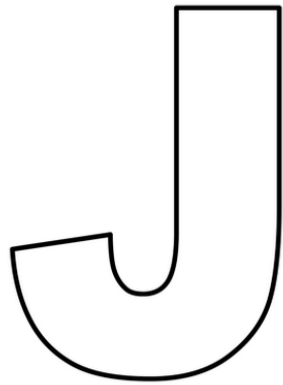
Escola: \_\_\_\_\_

Nome: \_\_\_\_\_

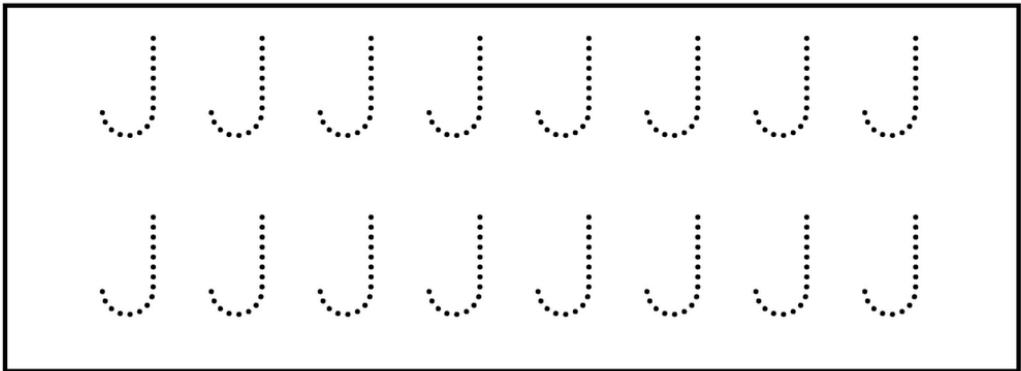
Data: \_\_\_/\_\_\_/\_\_\_

Vamos cobrir o pontilhado:

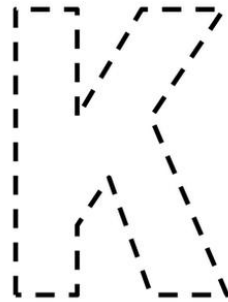
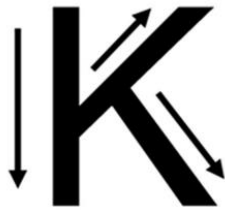




JACARÉ



K



K A R A O K Ê

K K K K K K K  
K K K K K K K

## ALFABETO PONTILHADO


A B C D E  
F G H I J  
K L M N O  
P Q R S T  
U V W X Y Z

Q R C D E  
F G H I J  
K L M N O  
P Q R S T  
U V W X Y Z

VAMOS PRATICAR? CUBRA A LETRA B:




BOI




BOLA



BOTA



BONECA



ESCOLA: \_\_\_\_\_

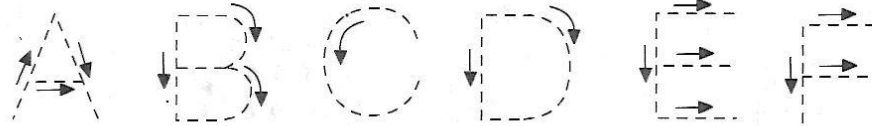
DATA: / /

NOME: \_\_\_\_\_

◆◆■ Vamos aprender a escrever o alfabeto?

A

A B C D E F



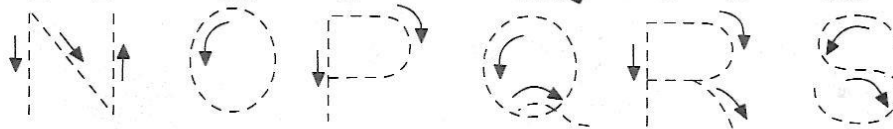
B

G H I J L M



C

N O P Q R S



T U V



X Z



ALEGRIA  
DE  
APRENDER



A B C D E F

G H I J K L

M N O P

Q R S T U

V W X Y Z.

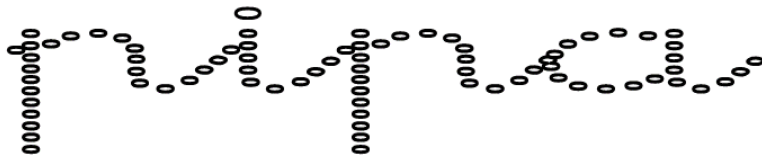
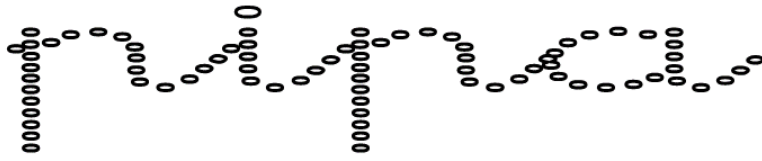



NOME \_\_\_\_\_

A B C D E  
F G H I J  
K L M N O  
P Q R S T  
U V W X Y Z

Q R C D E  
F G H I J  
K L M N O  
P Q R S T  
U V W X Y Z





CUBRA OS PONTILHADOS E MELHORE SUA CALIGRAFIA:



za ze zi zo zu zão

za ze zi zo zu

za ze zi zo zu zão za ze zi zo zu

za ze zi zo zu zão za ze zi zo zu

za ze zi zo zu zão za ze zi zo zu

za ze zi zo zu zão za ze zi zo zu

za ze zi zo zu zão za ze zi zo zu

za ze zi zo zu zão za ze zi zo zu

za ze zi zo zu zão za ze zi zo zu